

Satellite
INDIA 2021

The background features a dark, almost black, grid pattern. Overlaid on this grid are several vibrant, multi-colored light streaks and lines. These streaks, in shades of orange, yellow, green, and purple, appear to be moving or glowing, creating a sense of dynamic energy. Some of the streaks are straight, while others are curved or form small, geometric shapes like L-joints.

From Right to Left

Security and Secure Development



Nickolas Means

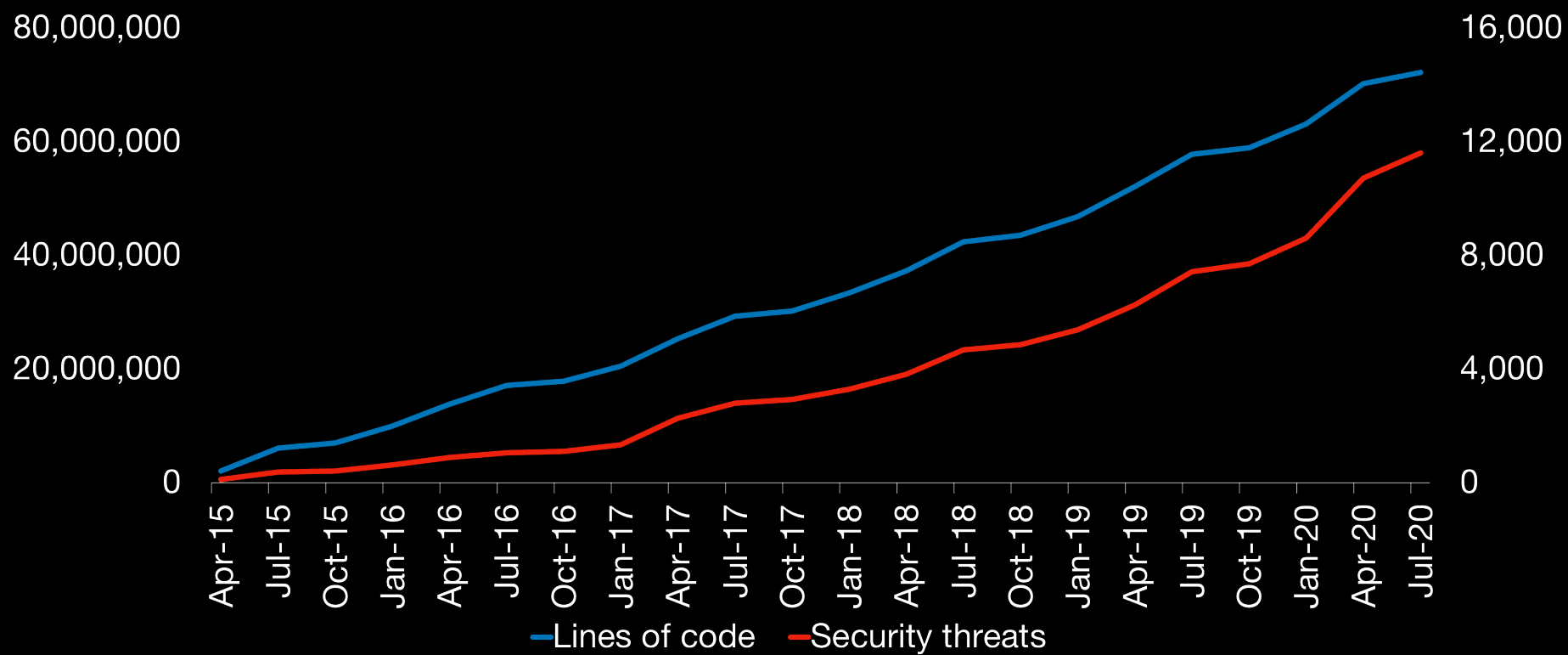
Director of Engineering, Supply Chain Security

Solorigate

83%

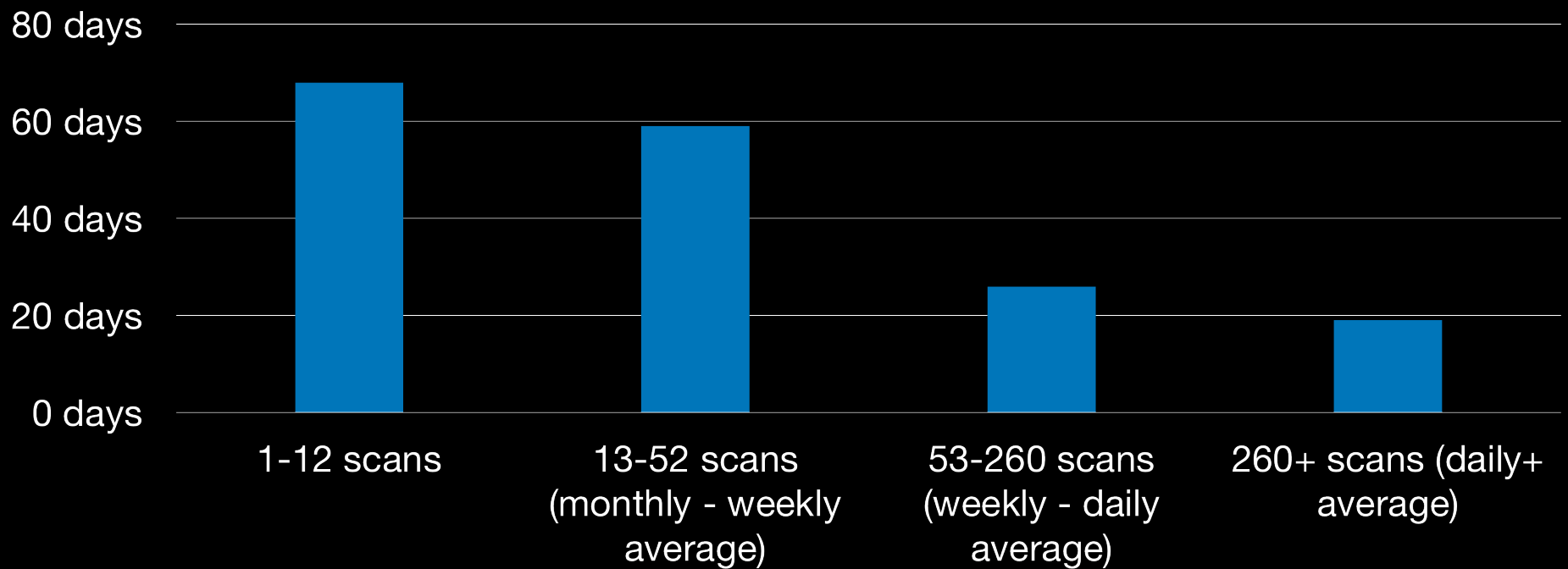
Of applications have at least one security vulnerability.

Potential vulnerabilities found in source code scales with lines of code written



Source: State of the Octoverse 2020

Mean time to remediate goes down when you adopt DevSecOps practices and scan more frequently



Source: State of the Octoverse 2020

Shift Left on Security

Feature Timeline

Kickoff

Build

Test

**Security
Review**

Launch

**Find
Vulnerabilities**



Shifted Left Timeline

Kickoff

Build

Test

Security
Review

Launch

Find
Vulnerabilities



Shifted Left Timeline

Kickoff

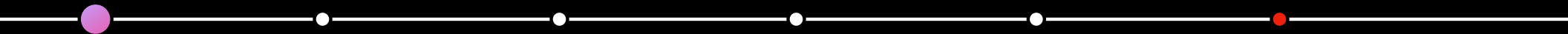
Build

Test

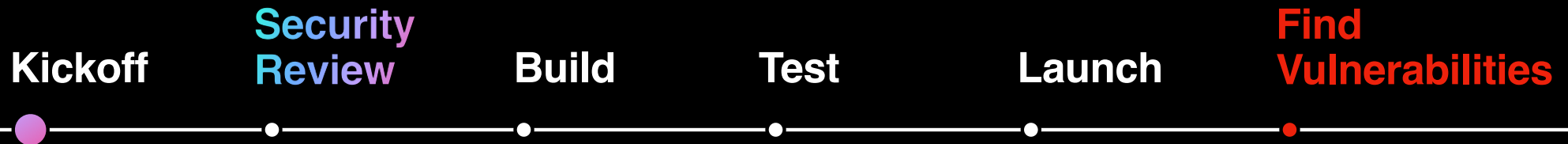
Security
Review

Launch


Find
Vulnerabilities




Shifted Left Timeline



Shifted Left Timeline



Shifted Left Timeline



GitHub Advanced Security



**Secure
Dependencies**



**Secure
Code**



**Secure
Secrets**

GitHub Advanced Security



**Secure
Dependencies**



**Secure
Code**



**Secure
Secrets**

Secure Dependencies

Dependabot

Keep your dependencies up to date with automated pull requests

Dependency Review

Empower code reviewers with insights on dependency changes in a pull request

Dependency Graph

Understand what software you depend on

Dependabot

- Alerts you to vulnerable dependencies
- Generates automatic pull requests to fix vulnerable or out of date dependencies
- Repositories w/ Dependabot enabled fix vulnerabilities 1.4x faster

The screenshot shows a GitHub pull request titled "Bump phpmailer/phpmailer from 5.2.2 to 6.1.6 #5". The pull request is from the "dependabot/composer/phpmailer/phpm" repository to the "master" branch. A green "Open" button is visible. A yellow banner states: "This automated pull request fixes a security vulnerability. Only users with access to Dependabot alerts can see this message. [Learn more about Dependabot security updates](#)." Below the banner, statistics show 49 conversations, 1 commit, 0 checks, and 2 files changed. The pull request was commented on by "dependabot bot" on behalf of "github" on May 27. The comment text reads: "Bumps [phpmailer/phpmailer](#) from 5.2.2 to 6.1.6." It includes expandable sections for "Release notes", "Changelog", and "Commits". A "compatibility" section shows "unknown". Below this, it states: "Dependabot will resolve any conflicts with this PR as long as you don't alter it yourself. You can trigger a rebase manually by commenting `@dependabot rebase`." At the bottom, there are two additional actions: "dependabot bot" added "dependencies" and "php" labels on May 27, and "dependabot bot" mentioned this pull request on May 27. The title of the mentioned pull request is "Bump phpmailer/phpmailer from 5.2.2 to 5.2.27 #3".

Dependency Review


- Helps code reviewers visualize dependency changes and prevents vulnerable dependencies from hitting production

The screenshot displays the 'Catalyzer fix #01' interface. At the top, it shows a merge request from 'repair-parts' to 'serenity-main' by 'kaylee.frye'. Below this, a navigation bar includes 'Conversation', 'Commits', 'Checks', and 'Files changed'. The main content area shows a list of dependencies under the file 'client/package-lock.json'. The first dependency, 'jsonwebtoken', is highlighted with a red box indicating a 'Verification Bypass in jsonwebtoken (CVE-2015-9235)' with 'critical severity' and a note that it was 'Patched in version 4.2.2'. Other dependencies listed include 'acorn', 'express', 'express-jwt', and 'express-session'.


| Dependency | Version | Released | Size | License |
|-----------------|---------|--|------|--------------|
| jsonwebtoken | 4.1.1 | released 2 years ago | 2m | BSD-3-Clause |
| acorn | 6.4.0 | released 5 months ago | 5.9m | Apache |
| express | 4.13.4 | released 8 months ago | 8m | MIT |
| express-jwt | 3.3.0 | released 8 months ago | 69k | MIT |
| express-session | 1.13.0 | released 7 months ago, child of express 4.13.4 | 568k | MIT |

Dependency Graph

Supports common
package managers
for .NET, Java,
JavaScript, PHP,
Python, and Ruby




GitHub Advanced Security



**Secure
Dependencies**



**Secure
Code**



**Secure
Secrets**

Secure Code

Code Scanning

Developer experience for
running static analysis
security tests (SAST)

CodeQL

GitHub's semantic code
engine finds security
vulnerabilities

3rd Party Analyzers

Extend the built-in analysis
with any standards
compliant SAST tooling

Code Scanning

- Surfaces code vulnerabilities in developer workflows like pull requests
- Lowest friction way to harness the power of CodeQL and 3rd party analysis tools
- Integrates with Actions and 3rd party CI/CD systems

Missing rate limiting

An HTTP request handler that performs expensive operations without restricting the rate at which operations are performed is vulnerable to denial-of-service attacks.

[Open](#)[Error](#)[CWE-307](#)[CWE-400](#)[CWE-770](#)[security](#)

Branch: master ▾

server/apps/routes/assets.js

```
13 const router = express.Router();
14 const Asset = mongoose.model('Asset');
15
16 router.get('/assets', (req, res) => {
```

This route handler performs a database access, but is not rate-limited.

CodeQL

```
17 Asset.find()
18   .then(users => res.status(200).json(users))
19   .catch(err => new Error(err));
```

| Tool | Rule ID | Query |
|--------|--------------------------|-----------------------------|
| CodeQL | js/missing-rate-limiting | View source |

HTTP request handlers should not perform expensive operations such as accessing the file system, executing an operating system command or interacting with a database without limiting the rate at which requests are processed. Otherwise, the application becomes vulnerable to denial-of-service attacks where an attacker can cause the application to crash or become unresponsive by issuing a large number of requests at the same time.

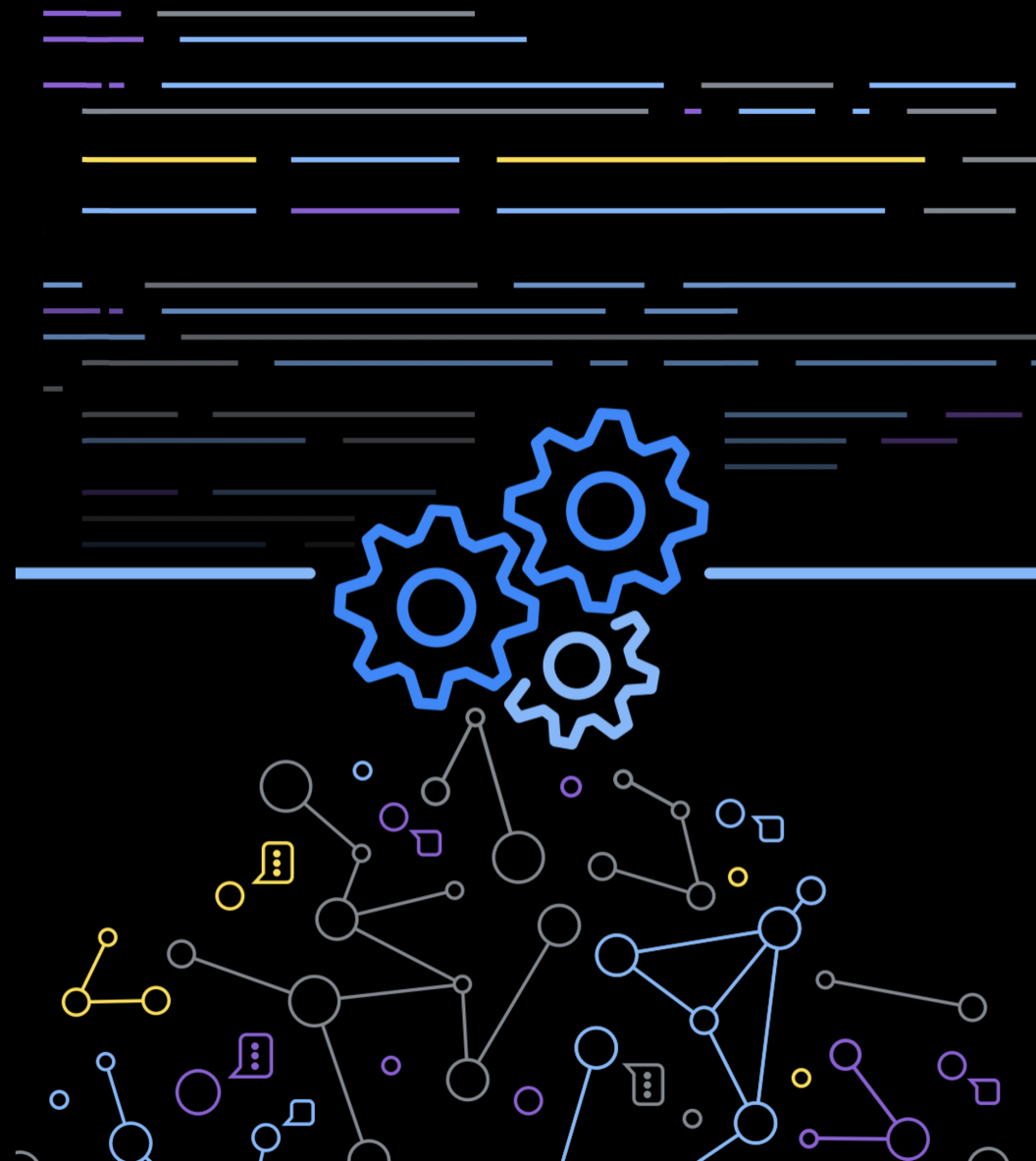
[Show more ▾](#)



First appeared in commit 5aff3d2 on Oct 19

CodeQL

- Revolutionary semantic analysis engine by GitHub
- Powered by more than 2000 open-source queries
- 24% of recent JS CVEs would have been caught



CodeQL Languages

- C
- C++
- C#
- Go
- JavaScript
- Java
- Python
- TypeScript

Queries detect 160+ CWEs

- Improper input validation
- Cross site scripting
- Improper encoding or escaping of input
- Integer overflow
- Denial of service
- Uncontrolled resource consumption

CodeQL and Solorigate

March 16, 2021 — Product, Security

Using GitHub code scanning and CodeQL to detect traces of Solorigate and other backdoors



Bas van Schaik

Last month, a member of the CodeQL security community contributed [multiple CodeQL queries](#) for C# codebases that can help organizations assess whether they are affected by the SolarWinds nation-state attack on various parts of critical network infrastructure around the world. This attack is also referred to as [Solorigate](#) (by Microsoft), or Sunburst (by FireEye). In this blog post, we'll explain how GitHub Advanced Security customers can use these CodeQL queries to establish whether their build infrastructure is infected with the malware.

Share



Twitter




Facebook




LinkedIn

3rd Party Analyzers

- Scan code, Docker containers, and configuration for security issues
- View results in Code Scanning, alongside results from CodeQL



GitHub Advanced Security



**Secure
Dependencies**



**Secure
Code**



**Secure
Secrets**

Secure Secrets

Secret Scanning for Public Repositories

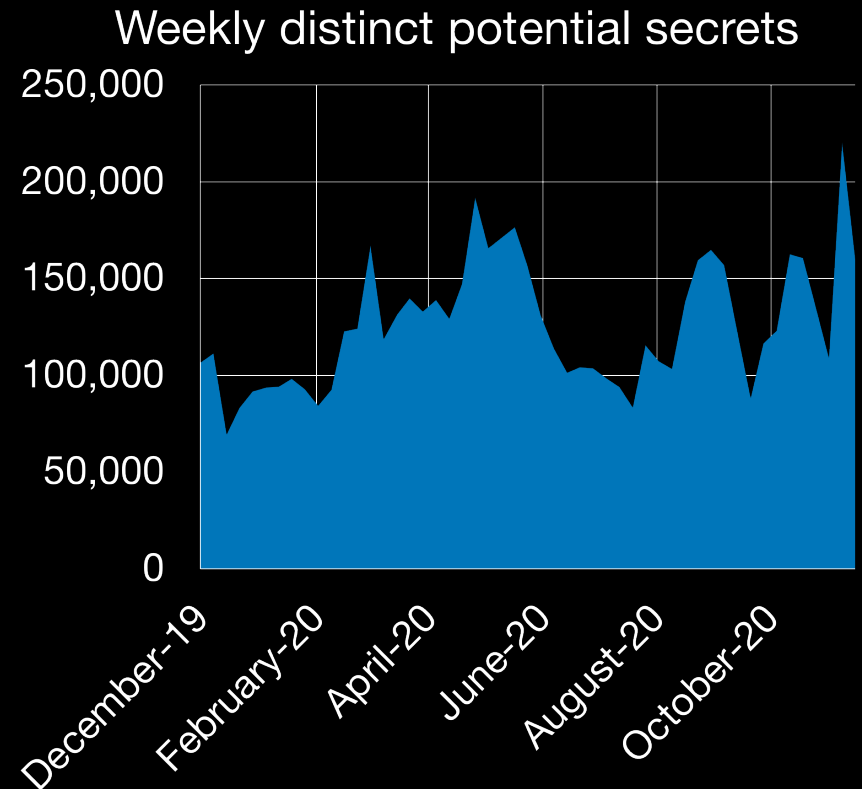
Detects secrets in open-source code and gets them reviewed/revoked automatically

Secret Scanning for Private Repositories

Detects secrets in private code and helps developers review and revoke manually

Secret Scanning (public)

- Free: enabled by default for all public repositories
- Scans incoming commits to open source for potential secrets
- Sends results to partners for automatic remediation



Secret Scanning (Private)

- Scans full repository history for potential security leaks
- Allows you to review and triage them right on GitHub

Amazon AWS Secret Access Key

[Open](#) GitHub detected 1 hour ago

Details

Files 1

config/constants.js

```
2
3 exports.secrets = {
4   aws_access_key: "AKIAIOSFODNN6FORREAL",
5   aws_secret: "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",
6
7   aws_region: "us-east-1"
8 }
```

If this secret is valid, we recommend that you rotate it and then revoke it. Otherwise, it will be a security risk.

Committed secrets can be discovered by anyone with read access to your repository. If you have a secret in your repository, we recommend that you rotate it and then revoke it. Otherwise, it will be a security risk.

Once you've revoked this secret, close it as revoked here. You can also mark it as a positive or a testing secret, or just ignore it.

Amazon AWS Secret Access Key

```
6   aws_region: "us-east-1"
7 }
8
```

First instance of secret detected

Update package.json



GitHub Advanced Security



**Secure
Dependencies**



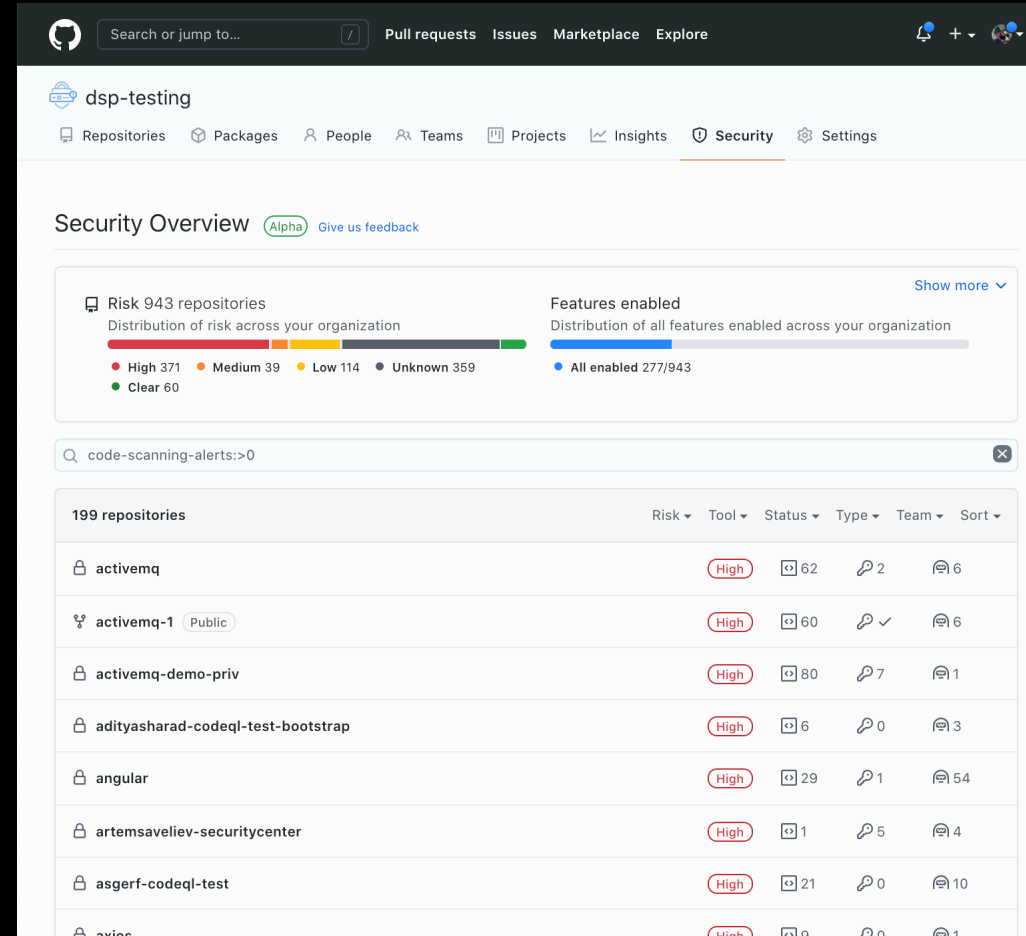
**Secure
Code**



**Secure
Secrets**

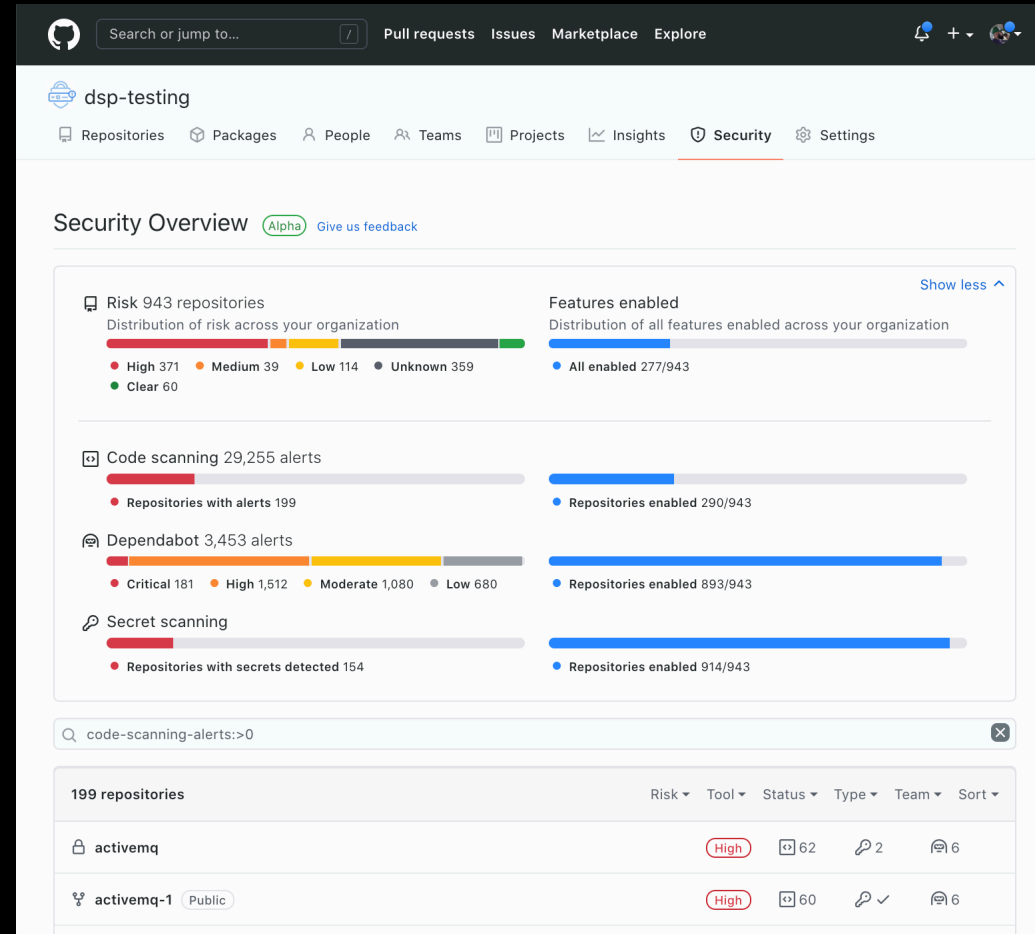
Security Overview

- Displays security feature enablement and alert counts across Secure Dependencies, Code, and Secrets
- Available in Beta on GitHub Enterprise Cloud accounts



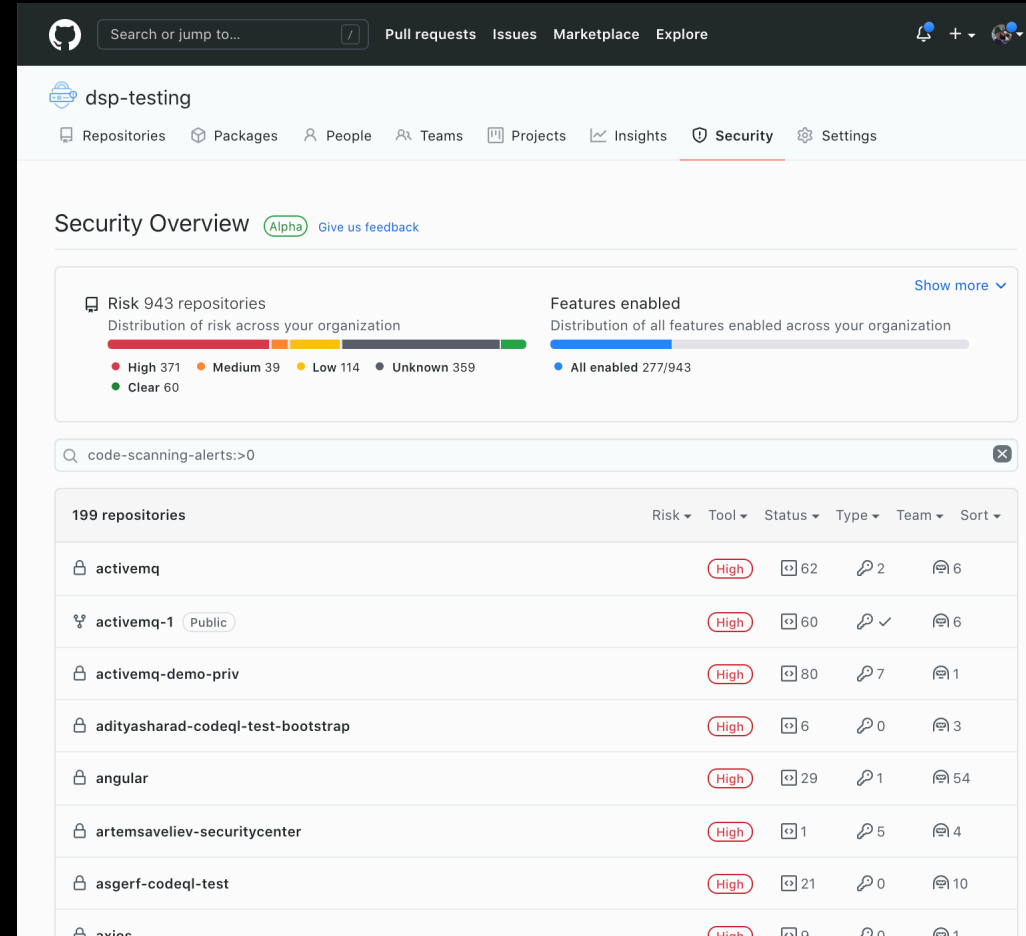
Security Overview

- Displays security feature enablement and alert counts across Secure Dependencies, Code, and Secrets
- Available in Beta on GitHub Enterprise Cloud accounts

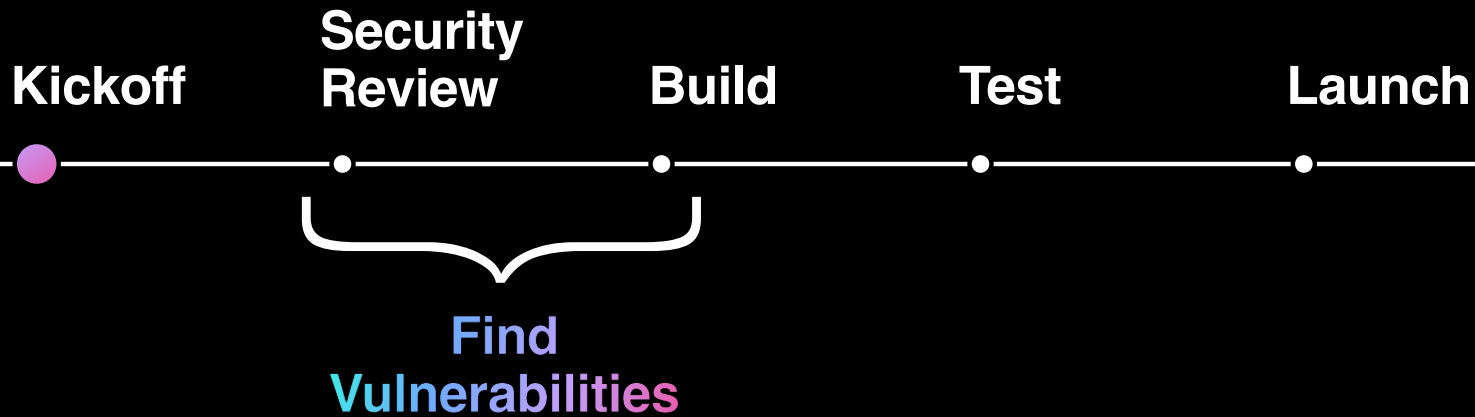


Security Overview

- Displays security feature enablement and alert counts across Secure Dependencies, Code, and Secrets
- Available in Beta on GitHub Enterprise Cloud accounts



How to Shift Left?



Want to learn more?

<https://github.com/features/security>

